





## DOOR DECOR; DECEMBER

Use the patterns provided to trace and cut several trees for each door. The trees can be decorated any way the resident desires, using buttons, glitter, stickers, sequins, etc. It adds interest to the motif if you use different shade of green construction paper for the trees.

Arrange the trees as if in a forest. The scene is most striking when only one tree is highly decorated and the others left just green.







FF

II

S

TT

VV

RR

EE

DD

YY

CC