

WORLD COUNTRY DISCOVERY

This activity does require considerable preparation but it is well worth the effort. Seven stations are prepared representing the seven different continents. Each station consists of several items.

There is a stand-up display (3-fold units are easily obtained from Walmart) that holds pictures from the different countries of the continent. Europe, for example, might include pictures of the Eiffel Tower, the coliseum, German castles, the Tower of London, etc. Choose easily recognizable sites and include a label with its name and location.

A food item from one or two of the countries is prepared and made available to the "travelers" in small cups. The European continent might serve sauerkraut with sausage, pizza, scones, tea, or any other definitive ethnic food treat. The Asian continent might serve coconut rice with fresh mango (our participants loved this dish!).

Small flags of the countries within each continent were also displayed.

Music from one of the countries represented is a great touch. If it is hard to find, consider using classical music by the country's leading composer.

"Postcards" are placed at each station for each participant. The postcards have an outline drawing of the continent on one side and a list of the countries within the continent on the other side. Participants can add this card to their suitcase. (See below)

Staff dressed in ethnic costume or, at least, a piece of ethnic costume, adds a great deal to the experience.

Before beginning their journey around the world, participants are given a suitcase, pattern below, in which to carry their passport. The suitcases were distributed before the activity as an invitation to come a travel the world.

Participants were also given their passport, pattern below, which could be stowed in their suitcase along with the postcards as they collected them. As they complete each continental visit, their passport was stamped by the attending staff member. Those who received all 7 stamps on their visa were eligible for a door prize. The prize should be reminiscent of a world tour; an autographed (by staff) and laminated travel brochure or poster or perhaps a photo collage of the winning traveler comprised of pictures taken of the winner at each continental display and put together on Styrofoam board.

Recipes

Coconut Rice (Asia)

2 cups rice	1 can coconut milk
1 ½ cups water	1 teaspoon salt
1 teaspoon sugar	

Place rice in cooking pot and add the coconut milk. Water, salt, and sugar. Bring to a boil, then reduce heat to simmer, cover and let cook 20 minutes. Uncover and cook 5 more minutes. Fluff with a fork.

Serve in small cups with chunks of fresh mango.

Malva Cake (Pudding) (Africa)

Preheat oven to 350'

¾ cup milk	½ cup brown sugar
2 large eggs	1 ½ cups flour
1 teaspoon baking soda	2 tsp. baking powder
1 tsp. cider vinegar	3 Tbsp. Apricot jam
2 Tbsp. Melted butter	salt

Lamington (Australia)

Vanilla cake mix

Chocolate icing, thin

coconut

Prepare a vanilla cake. Once cooled, cut into small squares and “mostly” freeze. While the cake is in the freezer, prepare the chocolate icing. It must be thin enough to roll the cake squares in. Bring out the mostly frozen cake and, using 2 forks, roll each square in the icing covering completely. Go directly from the icing bowl to the bowl of coconut. Roll the cake square in the coconut until completely covered and then set on parchment covered rack.




Countries of South America

Argentine	Paraguay
Brazil	Peru
Bolivia	Suriname
Chile	Uruguay
Columbia	Venezuela
Ecuador	
Guyana	

EXAMPLE OF POSTCARD

PASSPORT



United States
of America



Let us raise a standard to which the wise and honest can repair.
George Washington

Visas

Visas



8

9


This is a new nation, based on a mighty continent, of boundless possibilities.
Theodore Roosevelt

Visas



16


Visas



17

We hold these truths to be self-evident: that all men are with certain unalienable rights, that among these


Visas




10

created equal, that they are endowed by their Creator are life, liberty, and the pursuit of happiness.
excerpt from the Declaration of Independence


Visas



11



UNITED KINGDON




SWITZERLAND




GERMANY




MEXICO



FRANCE




CHINA




UKRAINE



ISRAEL




AUSTRALIA




INDIA




BRAZIL




CANADA



ANTARCTICA



JAPAN



SOUTH AFRICA



Make a copy of the suitcase for each invited participant. Cut them out and glue them to the front of a folded piece of tag board. Punch 2 holes in the back and thread with yarn long enough to hang around the “travelers” necks. Participants wear their suitcases and add items to them as they travel.

